



**RUGGED WIRELESS  
POWER BANK + STAND**

**USER'S MANUAL**

**MODEL: UAG-RPB-10**

## **INTRODUCTION**

The UAG Rugged wireless power bank is built to provide uninterrupted power to your mobile device. The 10,000mAh battery capacity is enough to provide up to 2.5 full charges to your smart phone and up to one full charge to your tablet. With its rugged armor exterior shell, and water resistance, you can charge your device virtually anywhere. Use the integrated stand to view your favorite video content, browse content or message all while wireless charging your smartphone. The UAG Rugged wireless power bank is designed to help give you the power to Go Further.

## **FEATURES**

- Built-in Magnets compatible with MagSafe™ compatible charging.
- Rugged design with 8ft drop and IP54 rating.
- Anodized aluminum stand
- Scratch resistance UV coated exterior.
- Multi-device charging (up to 2 devices simultaneously)
- USB-C in & out charging
- Wireless charging indicator
- Battery charge Indicator
- Portable design

## **COMPATIBILITY**

- iPhone 12, iPhone 12 Pro, iPhone 12 Pro Max
- iPhone 13, iPhone 13 Pro, iPhone 13 Pro Max
- iPhone 14, iPhone 14 Pro, iPhone 14 Pro Max
- iPhone 15, iPhone 15 Pro, iPhone 15 Pro Max
- AirPods Pro V2
- AirPods Gen 3

Please visit [www.urbanarmorgear.com](http://www.urbanarmorgear.com) for the latest information and compatibility information.

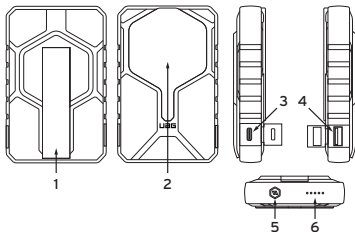
## SPECIFICATIONS

- Type-C Input: 5V/3A, 9V/2A
- Type-C Output: 5V/3A, 9V/2.2A, 12V/1.5A
- Wireless Output: 5W / 7.5W / 10W / 15W
- Charging Connection: USB-C
- Charge time: ~3 hours
- Battery Capacity: 10000mAh

## PACKAGE CONTENTS

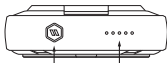
- Rugged Wireless Power Bank
- 4ft.(1.2m) USB-C charge cable
- User's Manual

## PRODUCT DIAGRAM



1. Anodized Aluminum Stand
2. Wireless Charging magnetic area
3. USB-C input/Output
4. USB-A Output
5. Power button
6. LED Power/Charge indicators

## POWERING YOUR DEVICE



POWER BUTTON

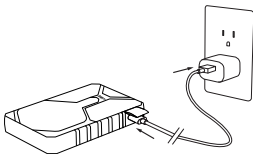
LEDs



- Pressing the power button once will turn on wireless charging mode. The battery pack will stay on standby mode for up to 30 seconds if no device is detected.
- Pressing the power button twice will turn off wireless charging mode.

LED Status	Function
Green: Solid	Battery is in standby mode
Green: Pulse	Battery pack wirelessly charging a device.
Green: Fast blink	FOD (foreign object detection)

## HOW TO CHARGE YOUR BATTERY PACK



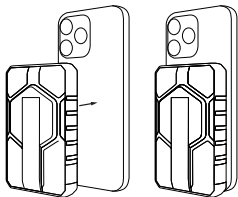
A wall adapter  
 $\geq 10W$  is  
recommended

Wall adapter not  
included

## **ATTACHING THE BATTERY PACK TO YOUR DEVICE**

Different methods of connecting your battery pack to your device.

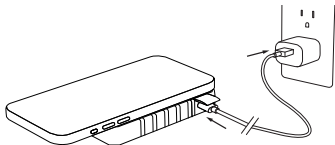
### **MagSafe® Compatible Devices**



\*To help preserve battery life, your battery pack will enter standby mode if left on and not used for 30 seconds.

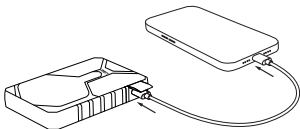
### **WIRELESS CHARGING PAD MODE**

For non MagSafe® compatible devices as well as MagSafe® compatible devices.



## WIRED CHARGING

\*Up to 18w charging through usb-c output



## STAND MODES

To extend the stand, pull gently from the bottom of the battery pack.

To close the stand the user will slowly push the kickstand until it is flush with the battery pack.

Set the stand to the desired angle.



PORTRAIT VIEW



LANDSCAPE VIEW

Use while stand extended to watch your favourite content. Perfect for facetime or work video calls or just surfing the web.

### **1 YEAR LIMITED WARRANTY**

For warranty terms and conditions visit [urbanarmorgear.com/warranty](http://urbanarmorgear.com/warranty) or call (833)984-2UAG

For latest install guide and additional help, scan QR code or visit [urbanarmorgear.com/install](http://urbanarmorgear.com/install)



Urban Armor Gear, LLC shall not in any way be liable to you or to any third party for any damages, you or any third party may suffer as a result of use, intended or unintended, or misuse of this product in conjunction with any device or accessory other than the appropriate device for which this product is designed. Manufacturer will not be responsible for any damages you or any third party may suffer as a result of misuse of this product as outlined above. Purchaser agrees to defend, indemnify, and hold Manufacturer harmless for any claims or damages arising from unintended use or misuse, including use with an unintended device.

### **WARNING**

Make sure the wireless charging area is free from debris. If the battery pack is over-heating, take your device away from the battery pack, and the battery pack will stop charging automatically when over-heating. Please allow time for the battery pack to cool down before attempting to charge your device wirelessly.



No washing



No metal objects  
on the surface



No knocking

## TEMPERATURE

It is normal that the battery pack and your smart phone will be warmer than usual under normal operating conditions, and it may even get hotter when charging and using the device at the same time. (Streaming Video, Gaming, Music)

## FCC STATEMENT

NOTE: This equipment has been tested and found to comply with the limits for a Class B digital device, pursuant to part 15 of the FCC Rules. These limits are designed to provide reasonable protection against harmful interference in a residential installation. This equipment generates uses and can radiate radio frequency energy and, if not installed and used in accordance with the instructions, may cause harmful interference to radio communications. However, there is no guarantee that interference will not occur in a particular installation. If this equipment does cause harmful interference to radio or television reception, which can be determined by turning the equipment off and on, the user is encouraged to try to correct the interference by one or more of the following measures:

- Reorient or relocate the receiving antenna.
- Increase the separation between the equipment and receiver.
- Connect the equipment into an outlet on a circuit different from that to which the receiver is connected.
- Consult the dealer or an experienced radio/TV technician for help

Changes or modifications not expressly approved by the party responsible for compliance could void the user's authority to operate the equipment.

This device complies with Part 15 of the FCC Rules. Operation is subject to the following two conditions:

- (1) this device may not cause harmful interference, and (2) this



device must accept any interference received, including interference that may cause undesired operation.

### **ICES-003 CLASS B NOTICE - AVIS NMB-003, CLASSE B**

This Class B digital apparatus complies with Canadian ICES-003. Cet appareil numérique de la classe B est conforme à la norme NMB-003 du Canada.

This device contains licence-exempt transmitter(s)/receiver(s) that comply with Innovation, Science and Economic Development Canada's licence-exempt RSS(s). Operation is subject to the following two conditions: (1) This device may not cause interference. (2) This device must accept any interference, including interference that may cause undesired operation of the device.

L'émetteur/récepteur exempt de licence contenu dans le présent appareil est conforme aux CNR d'Innovation, Sciences et Développement économique Canada applicables aux appareils radio exempts de licence. L'exploitation est autorisée aux deux conditions suivantes :

(1) L' appareil ne doit pas produire de brouillage; (2) L' appareil doit accepter tout brouillage radioélectrique subi, même si le brouillage est susceptible d' en compromettre le fonctionnement.

### **DECLARATION OF CONFORMITY**

Hereby, Urban Armor Gear, LLC declares that the wireless charging device is in compliance with Directives 2014/53/EU & 2011/65/EU. The full text of the EU declaration of conformity is available at the following internet address: <https://www.urbanarmorgear.com/EU-DOC>

### **SAFETY INSTUCTIONS**

- a) The power bank will generate heat when charging. Always charge in a well-ventilated area. Do not charge under pillows, blankets or on flammable surfaces.
- b) Keep the power bank away from heat sources, direct sunlight, combustible gas, humidity water or other liquids.
- c) Do not disassemble, open, microwave, incinerate, paint or insert foreign objects into the power bank.
- d) Do not subject the power bank to mechanical shock such as crushing, bending, puncturing, or shredding. Avoid dropping or placing heavy object on the power bank.
- e) Do not short-circuit the power bank or store it in a receptacle

where it may be short circuited by other metallic or conductive objects.

f) Do not operate the power bank if it has been wet or otherwise damaged, to prevent against electric shock, explosion and/or injury. Contact the dealer or authorized agent.

g) Power bank usage by children should be supervised.

h) Please read the operating instructions (including charging instructions and information on the minimum and maximum operating temperatures), supplied with this power bank.

\*iPhone not included • Apple, iPhone, and Magsafe are registered trademarks of Apple Inc. ©2023 Urban Armor Gear, LLC. All rights reserved. Urban Armor Gear®, UAG® logo, and other related trademarks are trademarks of Urban Armor Gear, LLC, registered in the US and other countries. All other trademarks and registered trademarks are the property of their respective owners.

Patent-[www.urbanarmorgear.com/Intellectual-Property](http://www.urbanarmorgear.com/Intellectual-Property)

Urban Armor Gear, LLC

1601 Alton Parkway, Suite C, Irvine, CA 92606

Made in China

**⚠ WARNING:** This Product can expose you to chemicals including Bisphenol A, which is known to the State of California to cause birth defects or other reproductive harm. [www.P65Warnings.ca.gov](http://www.P65Warnings.ca.gov)

