



LIZ

NOERDEN Smart Bottle
350ml/480ml (12oz/16oz)

User Manual

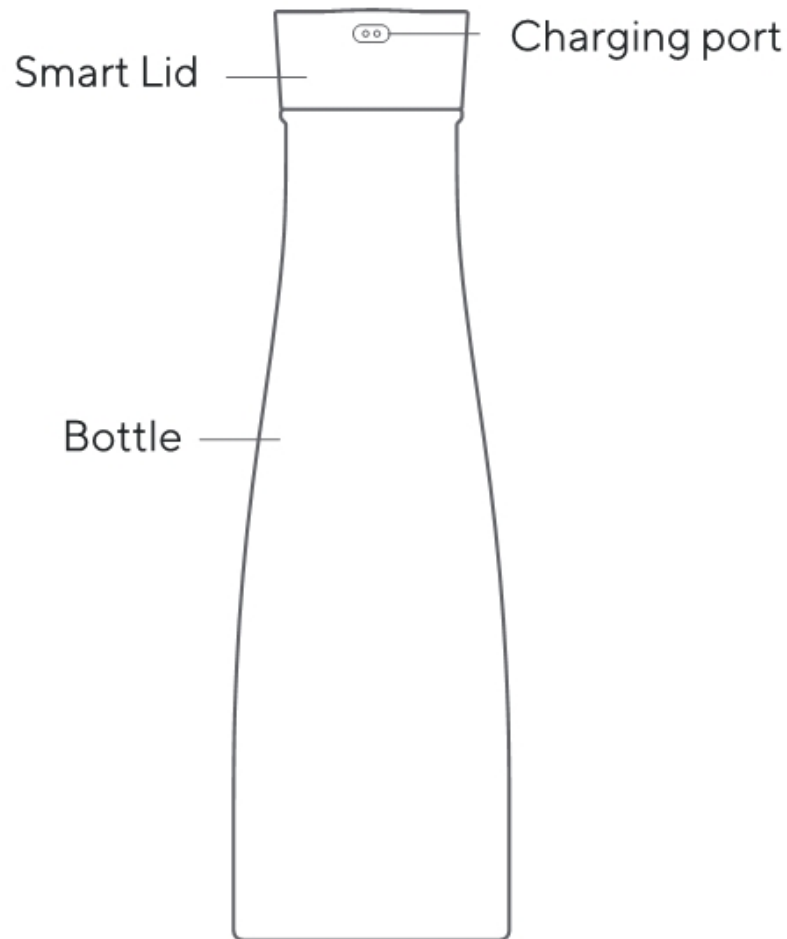
Please read and understand all Warnings & Cautions stated in the Safety Statement before using the LIZ Smart Bottle. You must follow all user instructions stated in the online user manual and other product information material, provided online and on the packaging, and always use LIZ Smart Bottle in accordance with these.

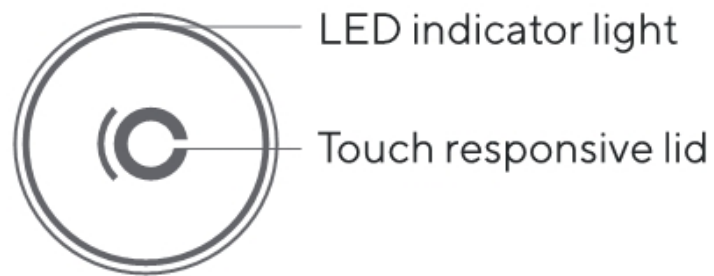
Product Specifications

NOERDEN Smart Bottle – LIZ

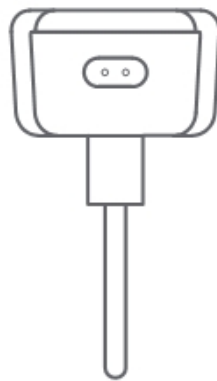
- **Volume Capacity:** 350ml/480ml(12oz/16oz)
- **Dimensions:** LIZ 350ml: 74x194mm / 7.6x2.9in
LIZ 480ml: 74x250mm / 9.8x2.9in
- **Material:** 304 stainless steel (outside) and 316 stainless steel (inside), food grade BPA-free plastic lid
- **Insulation duration:**
 - With boiling water, the temperature can be kept >70°C/158°F for 6 hours, >56°C/133°F for 12 hours, and >38°C/100°F for 24 hours.
 - With cold beverages, the temperature can be kept up to 24 hours.
- **Weight:** LIZ 350ml: 270g / 0.6lb
LIZ 480ml: 325g / 0.7lb
- **Colors:** LIZ 350ml: white / black / pink / blue
LIZ 480ml: black / white

YOUR SMART BOTTLE





Top of lid view



Charging cable

QUICK START WITH YOUR SMART BOTTLE

Press and hold the center of the lid.
The lid's LED indicator light will then flash white quickly.
Your smart bottle is now turned ON.



DISCOVER THE KEY FUNCTIONS

Temperature Range Indicator

When the power is ON, shake the bottle and make sure the beverage touches the inner part of the lid. Then tap the center of the lid once to check the beverage temperature.



The light will be red when the beverage temperature is above 60°C/140°F.



The light will be yellow when the beverage temperature is between 36.5 and 60°C / 98°F to 140°F.



The light will be blue when the beverage temperature is below 36.5°C/98°F.

Hydration Reminders

When the beverage temperature is below 60°C/140°F, the hydration reminder is automatically turned ON.

After 2 hours, the light of the corresponding temperature color (blue or yellow) flashes to remind you to hydrate.

Note: The bottle is pre-set to remind you to drink every 2 hours. However, if you touch the lid or open it the 2-hour timer will start over.

UV Sterilization

LIZ's UV-C light kills viruses and bacteria in the empty bottle and in the clear water it contains.

Tap the center of the lid twice to activate the UV sterilization function.

For the duration of the sterilization process, the lid's LED will flash white slowly.



During the sterilization process, you can tap the center of the lid twice to stop the operation before it completes.

IMPORTANT:

- LIZ is not a water purification system, since it is not equipped with a filter, and cannot make any source of water safe for consumption.
- The person using the bottle is responsible for the water put in the bottle. The water must be clear and suitable for consumption.

Notes:

- The sterilization system is not compatible with dark colored liquids since the UV-C light cannot penetrate dark beverages, thus we only recommend sterilizing water.
- If the water temperature is over 60°C/140°F the UV function will not work. The lid's indicator light will flash red to indicate the temperature is too high for sterilization.
- A 5 minute sterilization will kill 99.9% of the bacteria and viruses in the water and inside the bottle.

Automatic protection

If the lid is opened during the sterilization process, the bottle will automatically turn on safe mode to prevent ultraviolet (UV) rays from causing you any harm. The lid's LED will flash red to signal the UV sterilization function has been automatically turned OFF.



CAUTION: If the smart lid's safety mode fails due to improper operation, do not look directly into the UV light to avoid irritating the eyes and skin, or other potential harm. If this occurs, you may tap the center of the lid twice to stop the sterilization process before it is completed.

Low Battery Reminder

When the battery power is below 5%, if you touch the lid, a red light will flash rapidly. This indicates the battery is low. All smart functions can be resumed after charging.

Turn off your smart bottle

To turn OFF the smart bottle, press and hold the center of the lid. The lid's LED indicator light will then flash white once.

How to charge your smart bottle

Insert the charging cable dock into the lid's charging port to charge the bottle. A red light will flash slowly during charging. When fully charged, the light will turn white.

Notes:

- All the smart functions will be disabled whilst LIZ is charging.
- In some cases, if the lid flashes red 4 times after a full charge, you would need to open the bottle and set the lid aside for 10 minutes before using the bottle normally again.

How to clean your smart bottle

The bottle is dishwasher safe. However, the smart lid should not be submerged in water. The part of the lid that is inside the bottle can be handwashed gently with water and non-abrasive soap. Meanwhile, we recommend cleaning the external part of the lid by wiping it clean with a damp cloth to avoid damaging the battery port.

DECLARATION OF CONFORMITY

The undersigned, **NOERDEN** declares
that the **NOERDEN** Smart Bottles, Models LIZ350 and
LIZ480, comply with the 2014/30/EU directive.

**For more information,
go to the FAQ page on our website:
www.noerden.io**